



## **PRIDE PARADE: Saturday, July 20, 2019**

**Theme of festival: Safer spaces empower the community**

**Pflag Halifax float theme: Sea Beyond Binary**

with songs Drops from Jupiter & We Are Who We Are

### **WE ARE #16**

**Contacts:**

Pflag Halifax:

Pflag Halifax:

**Marshall Pflag Halifax:**

**Marshall Lunenburg PRIDE:**

**Driver:**


Cyndi Sweeney: 902-292-6331

Autumn Sweeney: 902-292-2113

Kaylee Fox

Shelley McCorriston

Bert Doyle



**Details of float:**

The earlier everyone can arrive - the better.

I would caution everyone to be there by 11a.m. — 2 hours before the parade rolls out!

It will be busy and roads will be closing early.

The parking lot we meet up at each year has people with Pride Halifax at the entrance to ask "who are you with" and point anyone in the right direction.

On the morning we will snap a few pics of the float and approx location in the lot and post those on our FB page and Instagram pages.

B prepared for rain! We have 9 jellyfish umbrellas only. Hopefully it won't 'rain on our parade'! Bring along some water with you as ideally we won't have too many disposable plastic bottles - it'd be nice if we can refill our own bottles using the water coolers we'll have onhand. Gatorade is another options. We'll have some onsite.

**THE TRUCK:**

We will have a white pick-up truck - decorated sea-like. There is room for a few people to ride in the back. Let us know if you wish to sit in truck and wave or back of truck OR dance/walk along with jellyfish umbrellas, signs (pre-made or bring your own!).

I need a volunteer to sit in the truck and run music. Or this may be done from back of truck too - I will test it out this week.... :)

## DANCERS:

We've a team of dancers, led by Jordan Rumscheidt who'll teach anyone interested the dance to Drops from Jupiter.

Off back of truck there will be strings of dangling gold stars and fish that dancers can dance under - then umbrellas and sign walkers.

Lunenburg PRIDE is joining us and they'll have a beach-theme.

## Timeline

- 9:00 am - Marshaling grounds open
- 10:30 am - Large floats in place
- 10:30 -11:30 am - Walking groups in place
- 12:00 pm - Street closures
- 12:30 pm - Rainbow Pride Run begins
- 1:00 pm - Parade starts
- 1:45 pm - **Moment of Silence**
- 3:00 pm - Parade concludes

\*\*Kaylee, our marshall will signal us when it is time to stop - pause - turn off music - for moment of silence at 1:45 p.m.\*\*



## Marshaling Grounds

- Entrance to Marshaling Grounds off Barrington (under the bridge), onto Valour Way. Entry from Upper Water will be denied.

- All vehicles must park at Check point 1 unless a parade entry.
- Parade Marshals check in at Checkpoint 2 to gather number and directions.

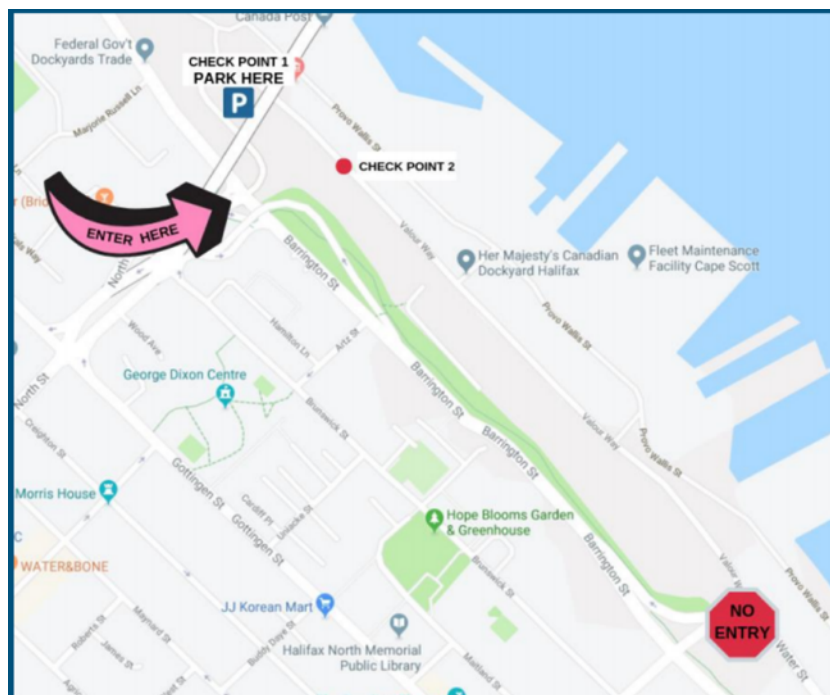
- Entrants congregate in designated spot number. Areas between lanes must be kept clear for emergencies.

- Be prepared to make adjustments to accommodate other arrivals.

- Parade Marshals are responsible for ensuring their group is in place and ready at start time.

- Please follow all directions given by the Pride Volunteers.

- Once lane begins to move forward....follow!



1. Grounds open at 9 am. Large floats must arrive by 10:30 am to avoid congestion.

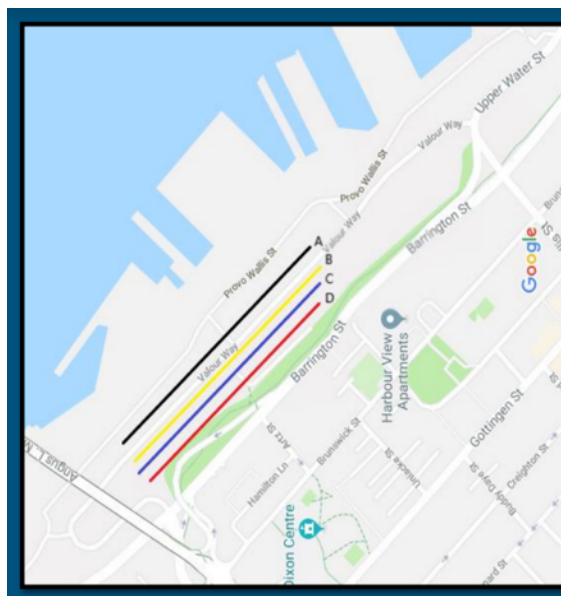
2. Participants must stop at Checkpoint #1. Floats and vehicles used in parade can continue. All others must park here (note there is limited

parking so arrive early or

make alternative parking plans)

3. Drop off points are limited to 5 mins on exterior of cordoned off area.

4. **Each Parade Marshal must check in at Parade Checkpoint #2. --- KAYLEE**



## Set Up Lanes

- Each row consists of 35-40 numbered spots.
- Set up in the row with your assigned number (will be marked on the day of)
- Pride volunteers will check-in participants at Checkpoint #2, aid in finding assigned location and distribute safety vests to designated parade marshals.
- Keep aisles between inner lanes clear



- Washrooms will be available
- Parade will end at the Bell Rd. and Sackville St.
- You are not allowed to stop or rest after Bell Rd. Entries must keep moving or it will stop the parade.
- Parade Judges will be located at Grand Parade watching for potential Pride Parade Award winners

## **The Don'ts**

- Entrants are prohibited from throwing candy, promotional material, or any objects at spectators along the parade route (pass objects hand-to-hand).
- Entrants are prohibited from consuming alcohol and/or smoking while on the Parade Route and Marshaling Grounds.
- Entrants must be aware of and behave in a manner that provides a safer space for all participants.
- If you are on a float/vehicle, you must remain on it for the duration of the parade
  - no jumping off and on moving vehicles.

## **Role of the Parade Marshal**

- Confirm presence and pick up vest(s) at Check Point 2.
- Ensure group is in the correct spot.
- Be ready to move when given direction from Pride Volunteer.
- Maintain spacing!
- Navigate group through the parade route effectively & safely.
- Facilitate the Moment of Silence (stop, raise hand, shut off music).
- Ensure group adheres to the parade policy.
- Return vest at end of parade.

## Moment of Silence (MOS): 1:45 pm

- MOS is a complete stoppage of the parade for 60 seconds.
- A moment to reflect on our past, those we have lost, our journey to this moment, and the challenges that remain.
- This moment is difficult to facilitate, however, with assistance from the Parade Marshals, we can make it a success.
- Parade Marshals should: identify allies, set an alarm, prepare the group, cut music, stop drivers/ walkers.

## End of the Parade

- Parade ends at Sackville St. and Bell Rd.
- Trying to facilitate new Festival Site entrance on Sackville
- Offload but no tear down on Bell and Ahern
- Music should be shut off at Bell Road

## Clean up after yourself.

Returning to Marshaling Grounds and popping balloons, tearing off streamers, or leaving refuse is not acceptable.

Be sure to bring garbage bags, scissors - anything you will need to tear down.

## What if...?

- Keep safe, be aware of your surroundings, and notify Pride Volunteers or police if you see anything suspicious.
  - Rain or shine.
  - St. John's Ambulance attendants will available
- In the case of a stoppage:
- DO NOT engage those who stop the parade.
  - Allow Parade Coordinators to deal with the event.
  - Be patient.
  - If stoppage exceeds 3:00 pm, participants will need to disperse.